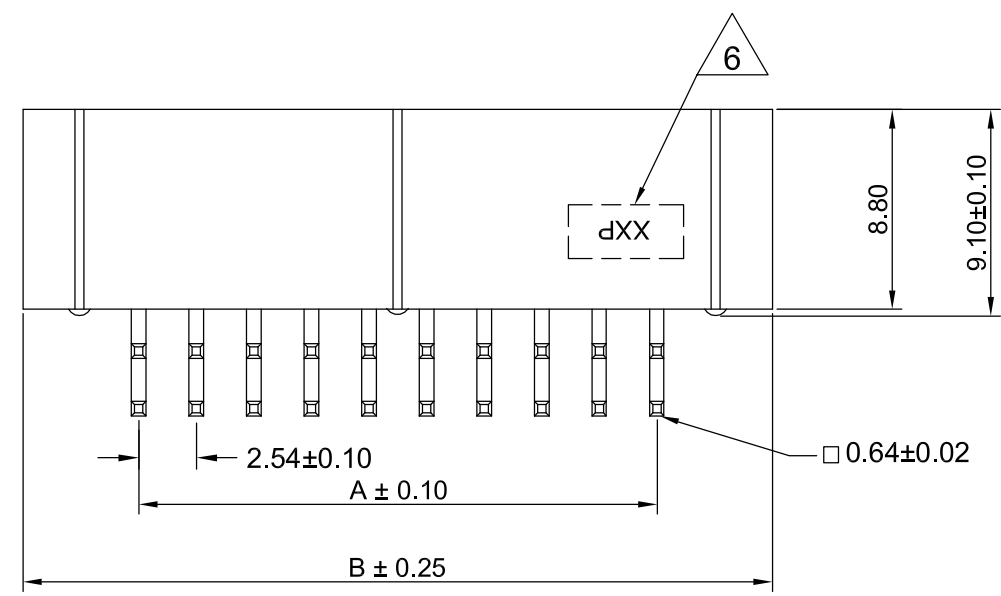
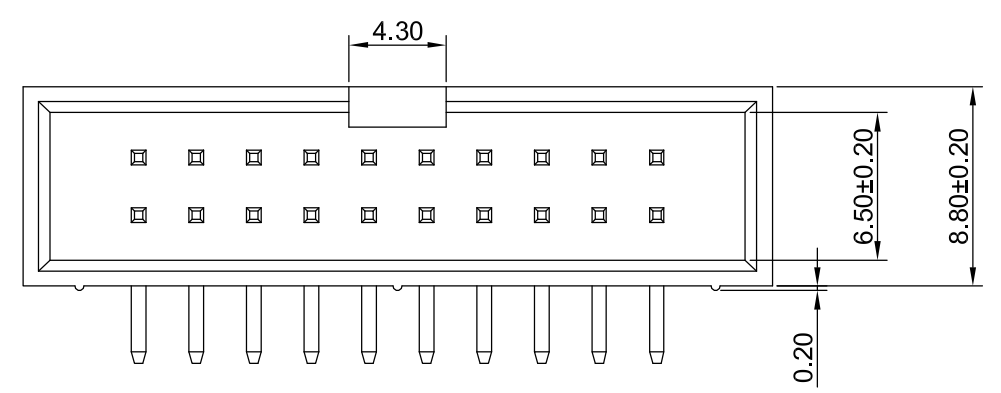
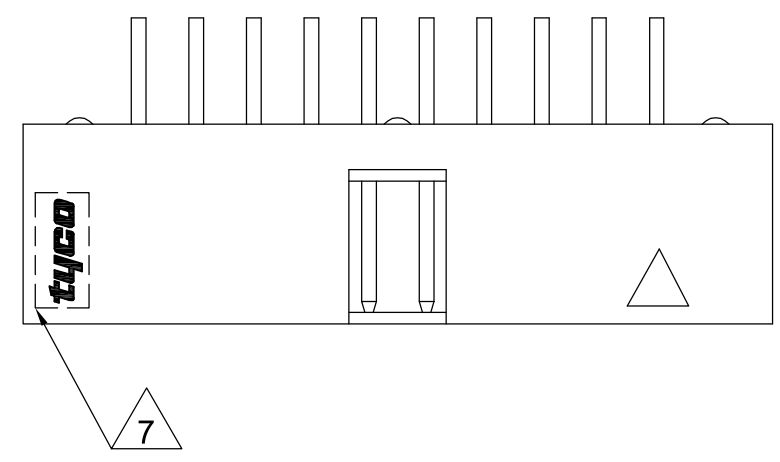
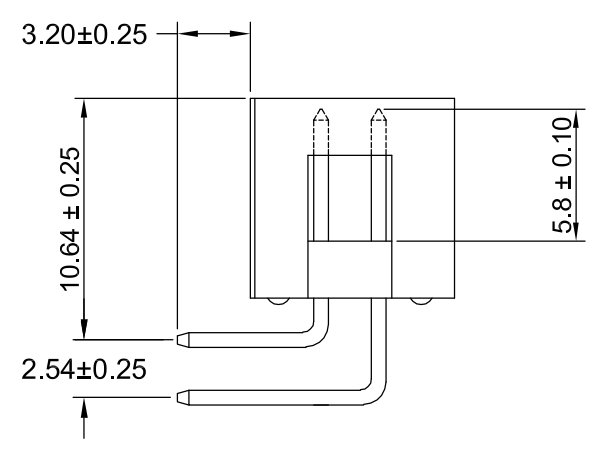
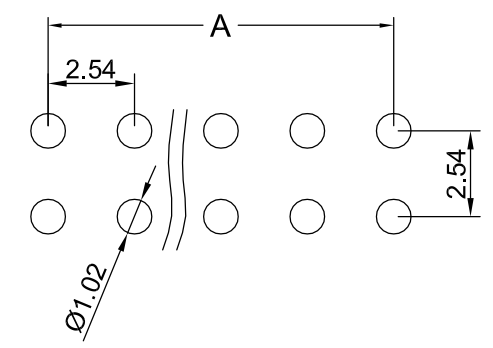


THIS DRAWING IS UNPUBLISHED. RELEASED FOR PUBLICATION 14JAN ,2003.
 © COPYRIGHT 2004 BY TYCO ELECTRONICS CORPORATION. ALL RIGHTS RESERVED.

LOC	DIST	REVISIONS					
		P	LTR	DESCRIPTION	DATE	DWN	APVD
E	B		B	EBD0-0141-04	15MAR04	AM	FWK



Recommended P.C.Board Hole Layout



NOTES

- FOR TECHNICAL DATA REFER TO YOUR LOCAL TYCO ELECTRONICS SALES OFFICE.
 - ALL DIMENSIONS ARE NOMINAL FOR REFERENCE ONLY UNLESS OTHERWISE STATED.
 - RATING
 2.1 RATING : 3 AMPS
 2.2 OPERATING TEMPERATURE : - 40°C TO +105°C
 - ELECTRICAL SPECIFICATION
 3.1 INSULATION RESISTANCE : 5000 MΩ MINIMUM
 3.2 WITHSTAND VOLTAGE : 500V AC
 - MATERIALS
 4.1 CONTACT - BRASS, POST PLATE
 Au 0.25µm (10µinch) IN CONTACT AREA
 Sn 2 TO 3µm (80 TO 120µinch) IN SOLDER AREA.
 4.2 HOUSING - BLACK POLYESTER UL 94V-0
- △ 6 NUMBER OF CONTACT POSITIONS TO BE INDICATED IN AREA SHOWN.
 XX = NUMBER OF POSITONS.
- △ 7 TYCO LOGO TO BE PRESENT IN AREA INDICATED.

78.74	88.93	64	6-1634689-4
73.66	83.85	60	6-1634689-0
60.96	71.15	50	5-1634689-0
48.26	58.45	40	4-1634689-0
40.64	50.83	34	3-1634689-4
30.48	40.67	26	2-1634689-6
22.86	33.05	20	2-1634689-0
17.78	27.97	16	1-1634689-6
15.24	25.43	14	1-1634689-4
10.16	20.35	10	1-1634689-0
A	B	No Of Contacts	TYCO Part No
Dimensions			

THIS DRAWING IS A CONTROLLED DOCUMENT.		DWN A.MOREY 14JAN04	Tyco Electronics Corporation Bideford, UK, EX39 4HE	
DIMENSIONS: MM		CHK J.SANDWELL 14JAN04		
TOLERANCES UNLESS OTHERWISE SPECIFIED:		APVD F.WHEELER-KING 14JAN04	NAME BOX HEADER RIGHT ANGLED	
0 PLC ± - 1 PLC ± - 2 PLC ± 0.2 3 PLC ± - 4 PLC ± - ANGLES ± 3°		PRODUCT SPEC -	SIZE A3	
MATERIAL -		APPLICATION SPEC -	CAGE CODE 00779	DRAWING NO C-1634689
FINISH -		WEIGHT -	RESTRICTED TO -	
CUSTOMER DRAWING			SCALE NTS	SHEET 1 OF 1
			REV B	