

Features

- Subminiature in SMT
- 7.36mm seated height
- Tested at 4600 Vrms, 1 minute
- Distortion of only 0.015%
- Vacuum encapsulated
- EN 60950, EN 41003, BS 415, BABT and UL approved

Applications

- Modems (V32)
- Laptop Computers
- Telecommunications
- Instrumentation

SM-LP-5001 Series -Surface Mount Line Matching Transformers

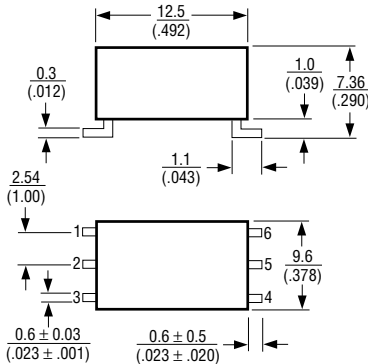
Electrical Specifications

Nominal Impedance.....	600Ω
Turns Ratio.....	1:1
Insertion Loss	2.0 dB max. at 2 kHz
Frequency Response	±0.25 dB max. 200-4 kHz
Return Loss.....	24 dB min. 200-4 kHz*
Balance	80 dB min.
Distortion	-76 dB max. @ 600 Hz, -10 dBm
Dielectric Strength	
.....	4600 Vrms for 1 min.
Insulation Resistance	
.....	100 MΩ @ 500 V
DC Resistance**	
Primary	115Ω
Secondary	115Ω
Shunt Inductance.....	3.8 H min.
Shunt Loss.....	7500Ω min.
Leakage Inductance	6-7 mH @ 1 kHz
Power Level	10 dBm
Operating Temperature	0°C to 70°C
Storage Temperature	-40°C to +125°C

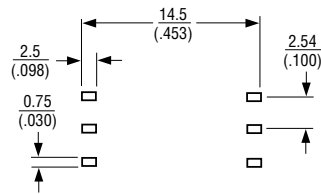
*For use with recommended circuit (BS6305 impedance Class A non-speech or Class B speech).

**SM-LP-5001 is symmetrical, meaning there is no real primary nor secondary winding.

Product Dimensions



Suggested PCB Layout

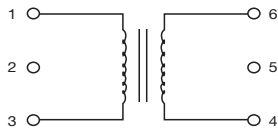


DIMENSIONS ARE: $\frac{\text{METRIC}}{\text{(INCHES)}}$

LEAD COPLANARITY: $\frac{0.15}{(0.006)}$ MAX.

UNLESS OTHERWISE SPECIFIED, TOLERANCE: $\frac{\pm 0.25}{(0.010)}$ MAX.

Schematic



Packaging

- SM-LP-5001 Tubes
- SM-LP-5001E Embossed Taped
400 pcs per reel