

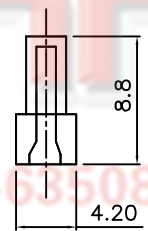
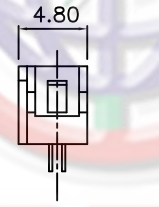
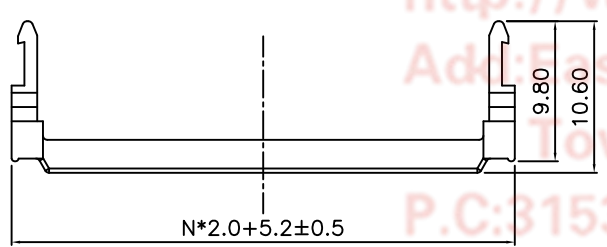
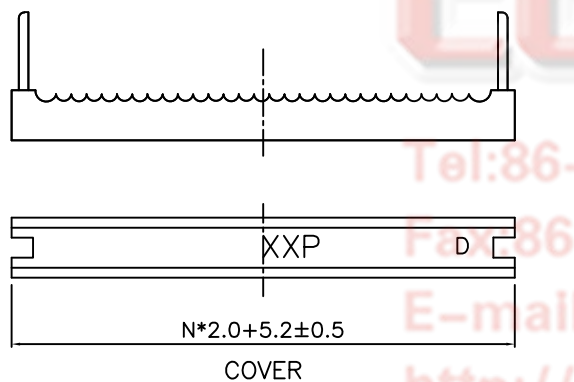
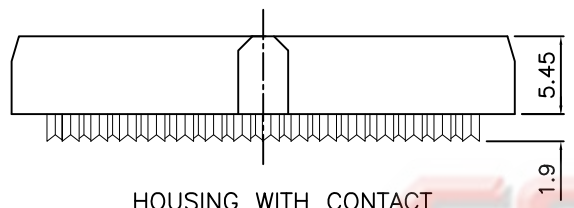
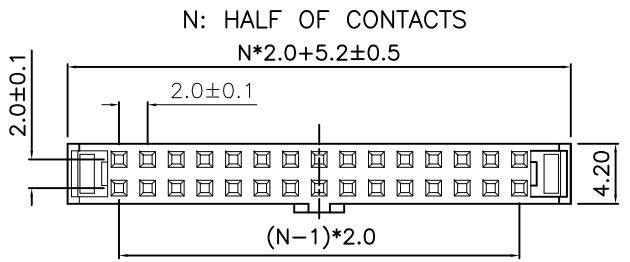


The information provided herein is from CONNELY Electronic Co., Ltd. and is confidential. Any disclosure to a party other than the recipient is prohibited. The intellectual properties and its rights contained herein, including but not limited to, trademarks, patents, copyrights, trade secrets, and technical know-how, are owned exclusively by CONNELY or its affiliates. Unauthorized use of this information in any format or manner. CONNELY may enforce its intellectual property rights at its own discretion; failures or delays to exercise such rights does not constitute a waiver of such rights.

1 2 3 4 5 6 7 8

REV.	DESCRIPTION	DRAWN	CHECKED	APPROVED
A	NEW RELEASE	LJH 04/27/05'		LJC 04/27/05'
B	DRAWING UPDATE	YCH 07/27/11'		LJC 07/27/11'
C	ADD P/N CODE	JLZ 01/06/15'	HZW 01/06/15'	LJC 01/06/15'
D	DRAWING UPDATE	JLZ 08/28/18'		



NOTES:

- MATERIAL
 - INSULATOR: THERMOPLASTIC (UL 94V-0).
 - CONTACT: COPPER ALLOY.
- SPECIFICATION
 - TEMPERATURE RANGE: $-40 \sim +105^{\circ}\text{C}$.
 - CONTACT RESISTANCE: $20\text{m}\Omega$ max.
 - INSULATION RESISTANCE: $1000\text{M}\Omega$ min.
 - DIELECTRIC WITHSTANDING VOLTAGE: AC 500V PER MINUTE.
- PART NUMBER: DS1017
 $\text{DS1017} - \text{X X X X X}$
 - HOUSING COLOR
 - G: GRAY
 - B: BLACK
 - L: BLUE
 - CONTACT PLATING
 - 8: FULL GOLD FLASH
 - 6: FULL TIN
 - 2: NICKEL+GOLD FLASH
 - POLARIZATION
 - A: W/
 - B: W/O
 - STRAIN RELIEF
 - M: W/
 - N: W/O
 - No. OF CONTACTS
 - 10 12 16 20 22 24 26 30
 - 34 36 40 44 50 56 68

GENERAL TOLERANCE		ANGLE TOLERANCE	
X.	± 0.60	X.	$\pm 5^{\circ}$
.X	± 0.38	.X	$\pm 3^{\circ}$
.XX	± 0.25	.XX	$\pm 2^{\circ}$
DRAWING TYPE		CUSTOMER	
SCALE		1:1	SHEET 1 OF 1
DRAWING NO.		C-DS1017-XXXXX-D	

PROJECTION		TITLE	IDC SOCKET PITCH 2.0mm
UNITS	mm	WITH 1.0mm FLAT CABLE	
SHEET SIZE	A4	SERIES	DS1017 SERIES

晨翔电子有限公司
CONNFLY CONNELY ELECTRONIC CO. LTD

1 2 3 4 5 6 7 8