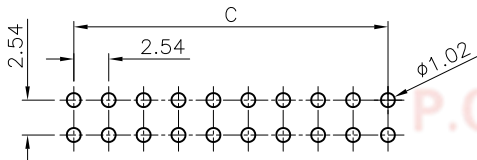
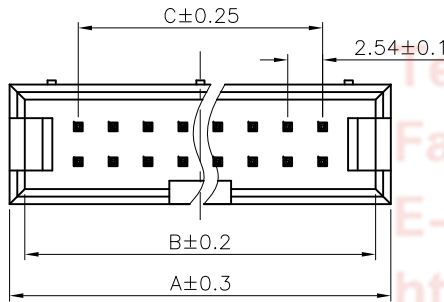
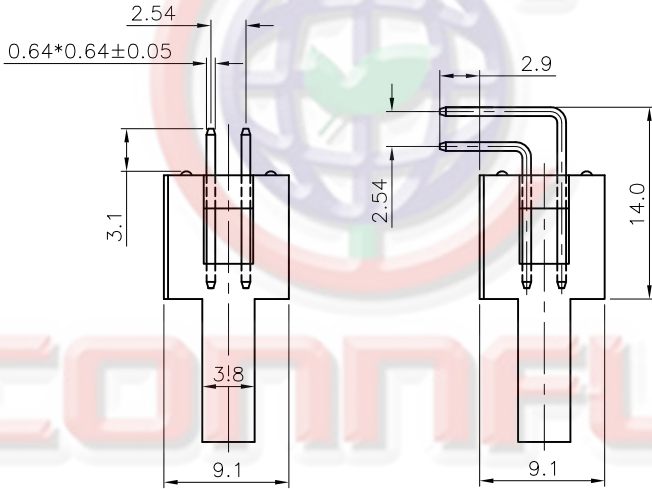
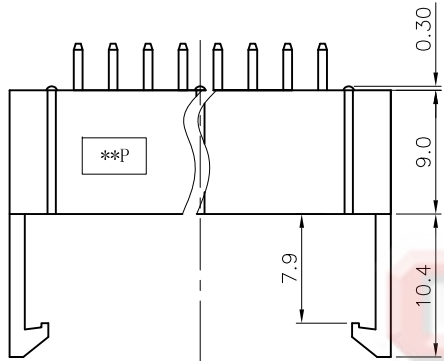
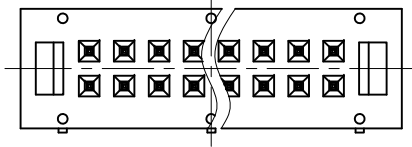


Dept  
Qty  
DC 1  
ED 1  
IE 1  
ISO 1  
PD 1  
R&D 1  
SD 1  
QA 1  
QC 1  
QE 1

The information provided herein is from CONNELY Electronic Co., Ltd. and is confidential. Any disclosure to a party other than the recipient is prohibited. The intellectual properties and its rights contained herein, including but not limited to, trademarks, patents, copyrights, trade secrets, and technical know-how, are owned exclusively by CONNELY or its affiliates. Unauthorized use of this information in any format or manner. CONNELY may enforce its intellectual property rights at its own discretion; failures or delays to exercise such rights does not constitute a waiver of such rights.

| REV. | DESCRIPTION    | DRAWN         | CHECKED | APPROVED      |
|------|----------------|---------------|---------|---------------|
| A    | NEW RELEASE    | YCH 12/18/09' |         | LJC 12/18/09' |
| B    | ADD P/N CODE   | YCH 12/02/13' |         | LJC 12/02/13' |
| C    | DRAWING UPDATE | JLZ 08/24/18' |         |               |



RECOMMEND PCB LAYOUT(TOLERANCE=±0.05)

NOTES:

1. ELECTRICAL CHARACTERISTICS:

- 1.1 CONTACT RESISTANCE: 20mΩ Max. INITIAL.
- 1.2 DIELECTRIC WITHSTANDING VOLTAGE: 500V AC(rms) FOR 1 MINUTE.
- 1.3 INSULATION RESISTANCE: 1000MΩ Min.

2. ENVIRONMENT CHARACTERISTICS:

TEMPERATURE RANGE: -40°C~+105°C.

3. PART NUMBER: DS1013-01

4. PRODUCT NUMBER CODE:

DS1013-01- X X X X - X

PLATING LEVEL:  
3A: LEVEL 3A B: LEVEL B

HOUSING COLOR  
B: BLACK  
W: WHITE  
U: BLUE  
A: GRAY

CONTACT PLATING  
Si: FULL GOLD FLASH

MOUNTING TYPE  
S: V/T TYPE  
R: R/A TYPE

No.OF CONTACTS  
06 08 10 14 16  
20 26 30 34  
40 50 60 64

Dimension

| Position | A     | B     | C     |    |       |       |       |
|----------|-------|-------|-------|----|-------|-------|-------|
| 06       | 15.22 | 13.02 | 5.08  | 26 | 40.62 | 38.42 | 30.48 |
| 08       | 17.76 | 15.56 | 7.62  | 30 | 45.70 | 43.50 | 35.56 |
| 10       | 20.30 | 18.10 | 10.16 | 34 | 50.78 | 48.58 | 40.64 |
| 12       | 22.84 | 20.64 | 12.70 | 40 | 58.40 | 56.20 | 48.26 |
| 14       | 25.38 | 23.18 | 15.24 | 50 | 71.10 | 68.90 | 60.96 |
| 16       | 27.92 | 25.72 | 17.78 | 60 | 83.80 | 81.60 | 73.66 |
| 20       | 33.00 | 30.80 | 22.86 | 64 | 88.88 | 86.68 | 78.74 |

| GENERAL TOLERANCE |       | ANGLE TOLERANCE |     |
|-------------------|-------|-----------------|-----|
| X.                | ±0.60 | X.              | ±5° |
| .X                | ±0.38 | .X              | ±3° |
| .XX               | ±0.25 | .XX             | ±2° |

| PROJECTION | TITLE | BOX HEADER PITCH 2.54mm WITH LATCH TYPE |                  |
|------------|-------|---|------------------|
|            | mm    | SHEET                                   | DS1013-01 SERIES |
| UNITS      | A4    | SERIES                                  | DS1013-01 SERIES |

| DRAWING TYPE | CUSTOMER             |       |        |
|--------------|----------------------|-------|--------|
| SCALE        | 1:1                  | SHEET | 1 OF 1 |
| DRAWING NO.  | C-DS1013-01-XXXX-X-C |       |        |

晨翔电子有限公司  
CONNELY CONNELY ELECTRONIC CO. LTD