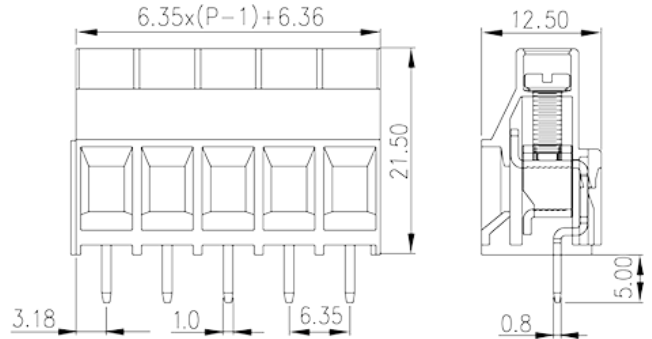


ESK635V-XXP

PCB Terminal Blocks > PCB Terminal Blocks

Date:2018-12-26Version:1.1



The web catalog is for reference only. Dinkle remains the right of product modification and engineering change of the design.
The final product is made according to engineering drawing.

Product Description

Pitch : 6.35mm , 300V , 30A

General information

Short description	PCB Terminal Blocks , Screw Connection
Category	PCB Terminal Blocks
Pitch (mm)	6.35
Color	Green(default)
Connection method	Screw Connection
Type of locking	Without
Length (mm)	$6.35 \times (P-1) + 6.36$
Width (mm)	12.5
Height (mm)	21.5
Pin demensions (Thickness x Width)(mm)	0.8X1.0
PCB hole diameter (mm)	1.3~1.5
Number of positions	02~12
Level	Single level

Material information

Insulation material	PA66
---------------------	------

Insulation material group	I
Flame retardant rating , compliant with UL94	V0
Conductor material	Copper Alloy
Plating of conductor surface	Tinned

Connection data-IEC

Rated voltage (V)	450
Rated current (A)	32
Rated voltage (II/2)(V)	630
Rated voltage (III/2) (V)	320
Rated voltage (III/3)(V)	320
Rated impulse voltage (II/2)(KV)	4
Rated impulse voltage (III/2)(KV)	4
Rated impulse voltage (III/3)(KV)	4
Conductor cross section solid. min (mm ²)	0.2
Conductor cross section solid.max (mm ²)	4
Conductor cross section stranded. min (mm ²)	0.2
Conductor cross section stranded. max (mm ²)	4
Conductor cross section flexible, with min ferrule without plastic sleeve (mm ²)	0.25
Conductor cross section flexible, with max ferrule without plastic sleeve (mm ²)	4
Conductor cross section flexible, with min ferrule with plastic sleeve (mm ²)	0.25
Conductor cross section flexible, with max ferrule with plastic sleeve (mm ²)	4
2 conductors with same cross section, solid, max (mm ²)	1.5
2 conductors with same cross section, stranded, max (mm ²)	2.5
Screw thread	M3
Rated torque (N.m)	0.8
Stripping Length (mm)	10~11

Connection data-UL

Rated voltage (UL/CUL Group B)(V)	300
Rated current (UL/CUL Group B)(A)	30
Rated voltage (UL/CUL Group D)(V)	300

Rated current (UL/CUL Group D)(A)	10
Min. solid wire connection (AWG) acc. to UL/CUL	10
Max. solid wire connection AWG acc. to UL/CUL	26
Min. stranded wire connection AWG acc. to UL/CUL	10
Max. stranded wire connection AWG acc. to UL/CUL	26

Environment & Safety

Finger protection (YES or NO)	YES
Operating temperature. max (°C)	115
Operating temperature. min (°C)	-40

UL Recognized

Wire Range (Group B)(AWG)	26~10
Rated voltage (Group B)(V)	300
Rated current (Group B)(A)	30
Wire Range (Group D)(AWG)	26~10
Rated voltage (Group D)(V)	300
Rated current (Group D)(A)	10

CUL Recognized

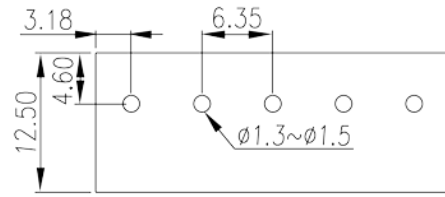
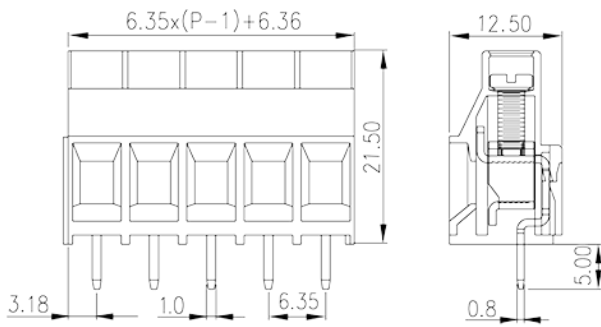
Wire Range (Group B)(AWG)	26~10
Rated voltage (Group B)(V)	300
Rated current (Group B)(A)	30
Wire Range (Group D)(AWG)	26~10
Rated voltage (Group D)(V)	300
Rated current (Group D)(A)	10

VDE Approval

Wire Range (mm ²)	0.2~4
Rated voltage (V)	450
Rated current (A)	32

Drawings

--	--



Approvals

