

Pin Header Series

KLS1-207 PIN HEADER 2.54mm(0.100") Straight Pin Type

Electrical Characteristics:

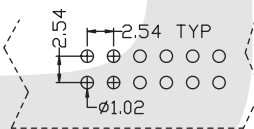
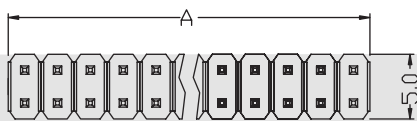
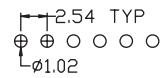
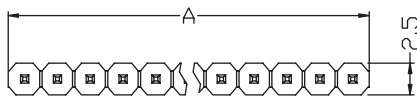

Current Rating: 1 AMP
 Insulator Resistance: 5000MΩmin. at DC 500V
 Contact Resistance: 20mΩmax. at DC 100mA
 Operating Temperature: -45°C~+105°C

Material:

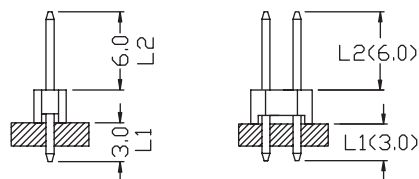
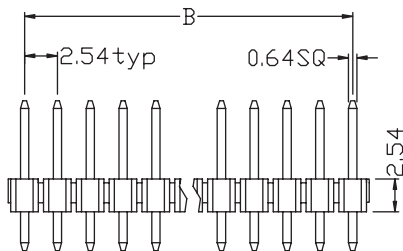
Housing: 30% Glass filled PBT UL94V-0
 Contacts: Brass
 Plating: Selective gold plated : gold plated on mating area and nickel plated on wire Cutting area
 Gold plated: 0.8u " over 50u " nickel
 Tin plated: 100u " over 50u " nickel

Features:

- * Available in straight and right angle.
- * Side-to-side and end-to-end stackable.
- * Custom design offered.



P. C. B Layout



| | |
|-----------|-------------|
| Position | 1 Thru 40 |
| Dimension | 2 Thru 80 |
| A±0.20 | 2.54xN |
| B±0.15 | 2.54xN-2.54 |

ORDER INFORMATION

Product No.: KLS1-207-1-XX-S

Pos. No. _____ Tail Style: S=Straight Pin R=Right Pin T=SMT Pin
 2.54mm Pin Header Series _____ Total pin number: XX=01-80Pin
 _____ 1-Single layer 2-Double layer

Pin Header Series

KLS1-207 PIN HEADER 2.54mm(0.100") Right Pin Type

Electrical Characteristics:

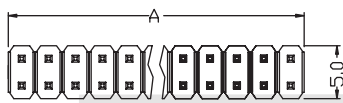
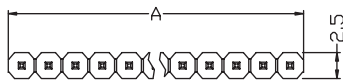

Current Rating: 1 AMP
 Insulator Resistance: 5000MΩmin. at DC 500V
 Contact Resistance: 20mΩmax. at DC 100mA
 Operating Temperature: -45°C~+105°C

Material:

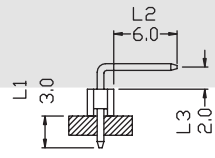
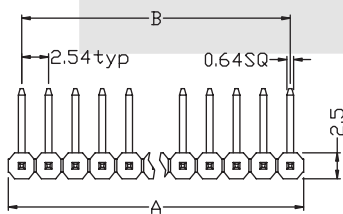
Housing: 30% Glass filled PBT UL94V-0
 Contacts: Brass
 Plating: Selective gold plated : gold plated on mating area and nickel plated on wire Cutting area
 Gold plated: 0.8u " over 50u " nickel
 Tin plated: 100u " over 50u " nickel

Features:

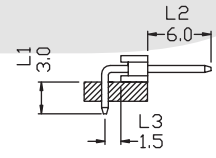
- * Available in straight and right angle.
- * Side-to-side and end-to-end stackable.
- * Custom design offered.



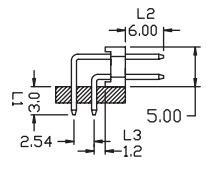
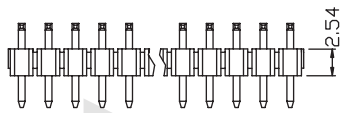
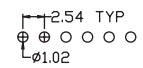
| | |
|-----------|-------------|
| Position | 1 Thru 40 |
| Dimension | 2 Thru 80 |
| A±0.20 | 2.54xN |
| B±0.15 | 2.54xN-2.54 |



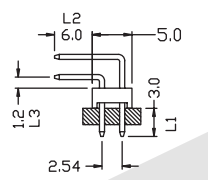
R1 TYPE



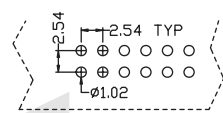
R2 TYPE



R1 TYPE



R2 TYPE



P. C. B Layout

ORDER INFORMATION

Product No.: KLS1-207-1-XX-R 1

Pos. No. _____ Right Pin Type
 2.54mm Pin Header Series _____ Tail Style: S=Straight Pin R=Right Pin T=SMT Pin
 1-Single layer 2-Double layer _____ Total pin number: XX=01-80Pin

Pin Header Series

KLS1-207 PIN HEADER 2.54mm(0.100") Single layer SMT Pin Type

Electrical Characteristics:

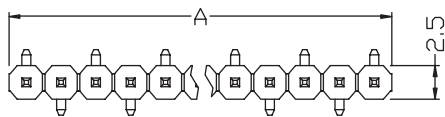

Current Rating: 1 AMP
Insulator Resistance: 5000MΩmin. at DC 500V
Contact Resistance: 20mΩmax. at DC 100mA
Operating Temperature: -45°C~+105°C

Material:

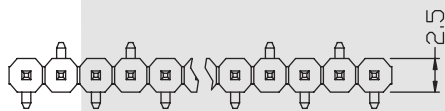
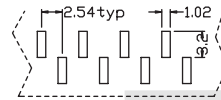
Housing: 30% Glass filled PBT UL94V-0
Contacts: Brass
Plating: Selective gold plated : gold plated on mating area and nickel plated on wire Cutting area
Gold plated: 0.8u " over 50u " nickel
Tin plated: 100u " over 50u " nickel

Features:

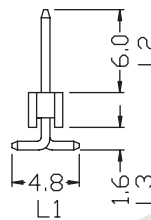
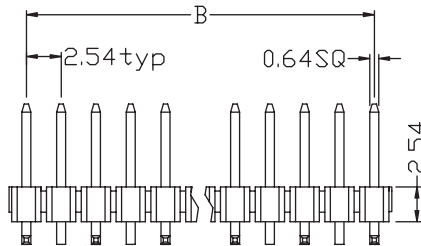
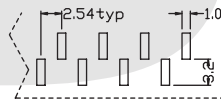
- * Available in straight and right angle.
- * Side-to-side and end-to-end stackable.
- * Custom design offered.



T1 TYPE



T2 TYPE



| | |
|-----------|-------------|
| Position | 1 Thru 40 |
| Dimension | 2 Thru 80 |
| A±0.20 | 2.54xN |
| B±0.15 | 2.54xN-2.54 |

ORDER INFORMATION

Product No.: KLS1-207-1-XX-T 1

Pos. No. _____ SMT Pin Type
2.54mm Pin Header Series _____ Tail Style: S=Straight Pin R=Right Pin T=SMT Pin
1-Single layer 2-Double layer _____ Total pin number: XX=01-80Pin

Pin Header Series

KLS1-207 PIN HEADER 2.54mm(0.100") Double layer SMT Pin Type

Electrical Characteristics:

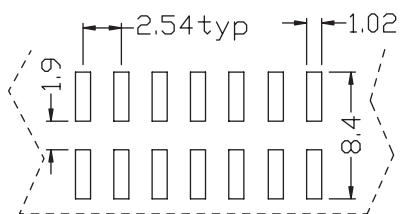
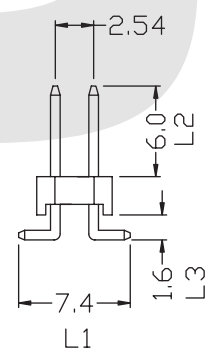
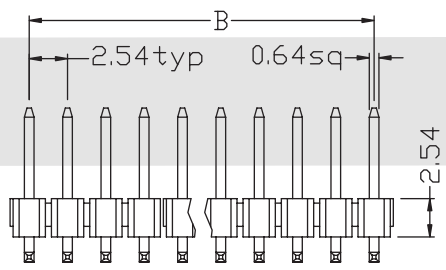
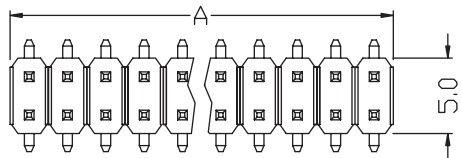

Current Rating: 1 AMP
 Insulator Resistance: 5000MΩmin. at DC 500V
 Contact Resistance: 20mΩmax. at DC 100mA
 Operating Temperature: -45°C~+105°C

Material:

Housing: 30% Glass filled PBT UL94V-0
 Contacts: Brass
 Plating: Selective gold plated : gold plated on mating area and nickel plated on wire Cutting area
 Gold plated: 0.8u " over 50u " nickel
 Tin plated: 100u " over 50u " nickel

Features:

- * Available in straight and right angle.
- * Side-to-side and end-to-end stackable.
- * Custom design offered.



P.C.B Layout

| | |
|-----------|-------------|
| Position | 1 Thru 40 |
| Dimension | 2 Thru 80 |
| A±0.20 | 2.54xN |
| B±0.15 | 2.54xN-2.54 |

ORDER INFORMATION

Product No.: KLS1-207-2-XX-T

Pos. No. _____ Tail Style: S=Straight Pin R=Right Pin T=SMT Pin
 2.54mm Pin Header Series _____ Total pin number: XX=02-80Pin
 _____ 1-Single layer 2-Double layer

Pin Header Series

KLS1-207 PIN HEADER 2.54mm(0.100") Double layer SMT Pin Type

Electrical Characteristics:

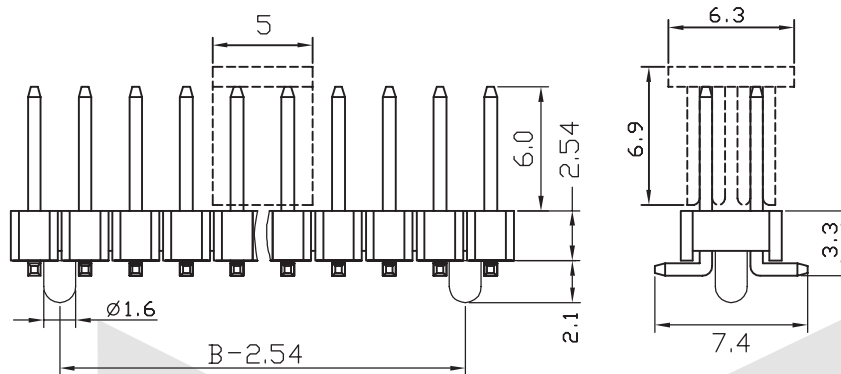
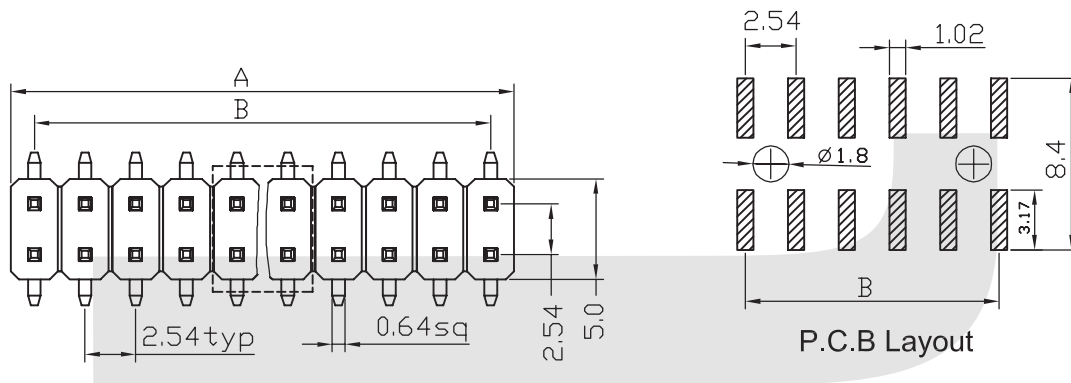

Current Rating: 1 AMP
 Insulator Resistance: 5000MΩmin. at DC 500V
 Contact Resistance: 20mΩmax. at DC 100mA
 Operating Temperature: -45°C~+105°C

Material:

Housing: 30% Glass filled PBT UL94V-0
 Contacts: Brass
 Plating: Selective gold plated : gold plated on mating area and nickel plated on wire Cutting area
 Gold plated: 0.8u " over 50u " nickel
 Tin plated: 100u " over 50u " nickel

Features:

- * Available in straight and right angle.
- * Side-to-side and end-to-end stackable.
- * Custom design offered.



| | |
|-----------|-------------|
| Position | 1 Thru 40 |
| Dimension | 2 Thru 80 |
| A±0.20 | 2.54xN |
| B±0.15 | 2.54xN-2.54 |

ORDER INFORMATION

Product No.: KLS1-207-2-XX-T 3

