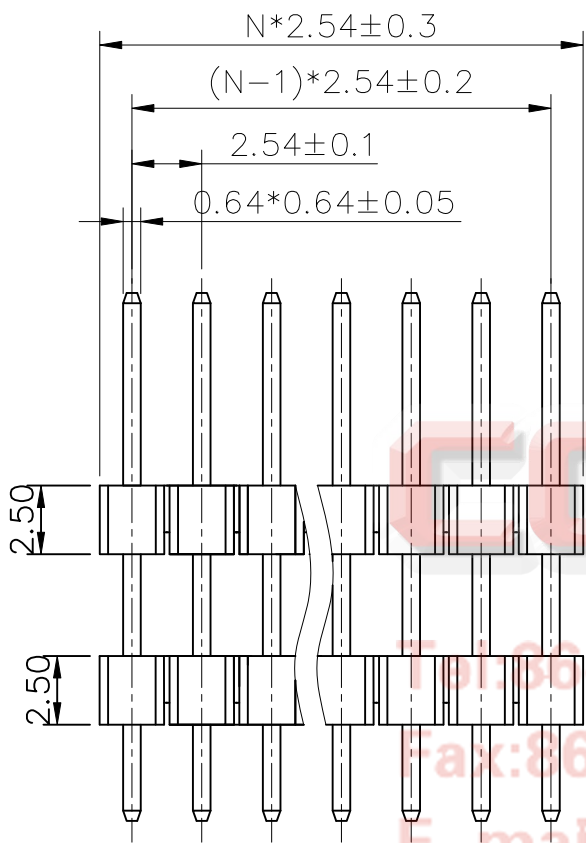
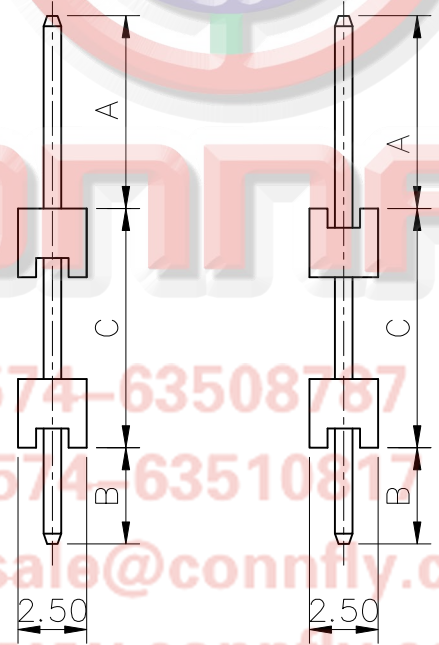


REV.	DESCRIPTION	DRAWN	CHECKED	APPROVED
A	NEW RELEASE	LJH 11/29/05'	~	LJC 11/29/05'
D	ADD DIM.	YCH 04/23/08'	~	LJC 04/23/08'
E	ADD V1/V2 TYPE	YCH 03/25/09'	~	LJC 03/25/09'
F	ADD DIM.&STOP 22 TYPE	JLZ 07/29/14'	~	LJC 07/29/14'
G	ADD P/N CODE	JLZ 10/29/14'	~	



V1 TYPE V2 TYPE



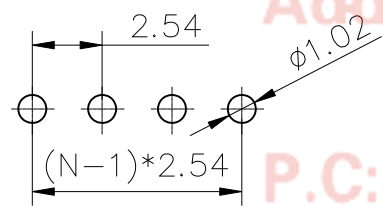
NOTES:

- MATERIAL
 - INSULATOR: THERMOPLASTIC(UL94 V-0).
 - CONTACT MATERIAL: COPPER ALLOY.
- SPECIFICATION
 - CURRENT RATING: 1.5 Amp.
 - INSULATION RESISTANCE: 1000MΩ Min.
 - DIELECTRIC WITHSTANDING: 600VAC.
 - CONTACT RESISTANCE: 50mΩ Max.
 - OPERATING TEMPERATURE: -40°C TO +105°C.
- PART NUMBER: DS1029-01
- PRODUCT NUMBER CODE:

DS1029-01 - X X X X X X X - X

- ③ PLATING LEVEL(FOR GOLD ONLY)
3A: LEVEL 3A B: LEVEL B
- N: LEVEL N
- DIM.A B C TYPE
1: TYPE 1
2: TYPE 2
42: TYPE 42
- BEND TYPE
A: V1 TYPE
B: V2 TYPE
- MOUNTING TYPE
V: VERTICAL TYPE
- HOUSING COLOR
B: BLACK
- CONNECTOR PLATING
8: FULL GOLD FLASH
7: FULL 30U" GOLD
6: FULL TIN
- CONNECT TYPE
P: PLUG
- No.OF CONTACTS
1*1-1*40

N: NUMBER OF CONTACTS



RECOMMEND PCB LAYOUT
(TOLERANCE=±0.05)

Tel: 86-574-63508787
Fax: 86-574-63510817
E-mail: sale@connfly.com
http://www.connfly.com
Add: East Industry Zone Kuang Yan
Town Cixi Ningbo China
P.C: 315333

GENERAL TOLERANCE		ANGLE TOLERANCE	
X.	±0.60	X.	±5°
.X	±0.38	.X	±3°
.XX	±0.25	.XX	±2°
DRAWING TYPE		CUSTOMER	
SCALE	1:1	SHEET	1 OF 2
DRAWING NO.	C-DS1029-01-XXXXXXX		

PROJECTION		TITLE	BOARD SPACERS PIN HEADER
UNITS	mm		PITCH 2.54mm
SHEET SIZE	A4	SERIES	DS1029-01 SERIES

晨翔电子有限公司
CONNFLY CONNFLY ELECTRONIC CO. LTD

A/B/C: CUSTOMER LENGTH AVAILABLE

TABLE A:

TYPE	Dimension		
	A	C	B
1	6.00	12.00	3.00
2	7.00	8.50	3.50
3	6.40	10.40	3.00
4	18.60	10.40	3.00
5	6.00	18.00	3.00
6	6.00	21.00	3.00
7	6.00	24.00	3.00
8	6.40	22.00	3.00
9	9.00	14.00	3.00
10	18.00	3.00	12.50
11	6.00	36.00	3.00
12	6.00	30.00	3.00
13	3.00	15.08	3.00
14	3.00	5.00	4.32
15	6.00	5.00	6.00
16	3.00	27.00	3.00
17	3.00	5.00	6.00
18	6.00	10.40	3.00
19	3.00	20.50	6.00
20	3.00	5.00	3.00
21	3.50	15.50	3.00
22			
23	6.00	27.00	3.00

TYPE	Dimension		
	A	C	B
24	6.00	10.80	3.00
25	6.00	7.00	3.00
26	7.00	23.00	4.00
27	6.00	9.00	3.00
28	7.00	28.00	4.00
29	6.00	8.00	3.00
30	15.00	19.00	3.00
31	10.00	17.00	3.00
32	3.50	30.50	3.50
33	6.00	13.70	3.00
34	6.00	32.10	3.00
35	8.00	10.00	3.00
36	3.00	24.00	3.00
37	5.50	6.00	3.00
38	7.50	24.50	3.00
39	3.00	12.00	3.00
40	6.00	16.00	3.00
41	3.00	37.30	3.00
42	3.00	30.80	3.00
43	3.00	39.00	3.00
44	3.00	36.50	3.00
45	3.00	12.70	3.00
46	3.00	15.00	3.00

TYPE	Dimension		
	A	C	B
47	3.00	16.50	3.00
48	2.00	21.00	2.00
49	3.00	8.50	3.00
50	6.00	23.00	3.00
51	10.30	12.00	3.20
52	7.00	18.00	3.00
53	6.00	20.00	3.00
54	6.00	28.80	3.00
55	3.00	15.4	3.00
56	3.10	9.40	1.50
57	3.00	7.00	3.00
58	6.00	16.40	3.00
59	10.80	12.00	3.20
60	3.00	8.00	3.00
61	6.00	5.00	3.00
62	6.00	18.00	10.00
63	5.70	13.80	3.30
64	6.00	11.00	3.00
65	9.50	12.00	3.00
66	4.00	33.00	3.00
67	12.50	12.50	3.00
68	3.00	17.00	3.00
69	5.70	20.00	3.30

TYPE	Dimension		
	A	C	B
70	10.00	9.00	3.00
71	8.50	14.50	3.00
72	8.50	18.50	3.00
73	6.00	7.50	3.00
74	3.00	16.00	3.00
75	3.00	26.30	3.00
76	4.00	5.00	2.50
77	3.00	12.50	3.00
78	8.00	6.50	3.50
79			
80			
81			
82			
83			
84			
85			
86			
87			
88			
89			
90			
91			
92			

TYPE	Dimension		
	A	C	B
93			
94			
95			
96			
97			
98			
99			
100			
101			
102			
103			
104			
105			
106			
107			
108			
109			
110			
111			
112			
113			
114			
115			


REV.	DESCRIPTION	DRAWN	CHECKED	APPROVED
A	NEW RELEASE	LJH 11/29/05'	~	LJC 11/29/05'
D	ADD DIM.	YCH 04/23/08'	~	LJC 04/23/08'
E	ADD V1/V2 TYPE	YCH 03/25/06'	~	LJC 04/23/08'
F	ADD DIM.&STOP 22 TYPE	JLZ 07/29/14'	~	LJC 07/29/14'
G	ADD P/N CODE	JLZ 10/29/14'	~	

DS1029-01

GENERAL TOLERANCE		ANGLE TOLERANCE	
X.	±0.60	X.	±5°
.X	±0.38	.X	±3°
.XX	±0.25	.XX	±2°

PROJECTION	TITLE	BOARD SPACERS PIN HEADER	
UNITS	mm	PITCH 2.54mm	
SHEET SIZE	A4	SERIES	DS1029-01 SERIES

DRAWING TYPE	CUSTOMER		
SCALE	1:1	SHEET	2 OF 2
DRAWING NO.	C-DS1029-01-XXXXXXX		

 **晨翔电子有限公司**
CONNFLY CONNFLY ELECTRONIC CO. LTD